


North Adams COVID Dashboard

DATA INCLUDED BELOW REPRESENTS THE TOTAL COVID POSITIVE & QUARANTINE CASES REPORTED BETWEEN THE DATE RANGE: 11/15/2021 - 11/19/2021
DATA DOES NOT REPRESENT/INCLUDE INDIVIDUALS WHO REMAIN ON QUARANTINE OR POSITIVE FROM PREVIOUS REPORTING WINDOW[S]. DATA IS ONLY NEW CASES




STAFF POSITIVE:



BREAKDOWN BY BUILDING:
K-8: 0 | HS: 0

STAFF QUARANTINED:

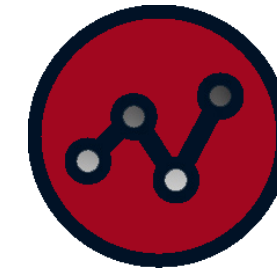


BREAKDOWN BY BUILDING:
K-8: 0 | HS: 0

STUDENTS POSITIVE:



BREAKDOWN BY BUILDING:
K-8: 6 | HS: 6



STUDENTS QUARANTINED:



BREAKDOWN BY BUILDING:
K-8: 14 | HS: 12

* Students and staff quarantined **do not** include positive cases reported.

**DATA IS UPDATED WEEKLY ON MONDAY.